



# Scuttlebutt

---

**June 2010**

**Issue 204**

---

## **Next Meeting**

---

**June 5, 2010 – Cookout at K1RX  
120 South Road, Kensington, NH - Noon to 4 PM**

---

## **Captain's Cabin**

Hello all!

Love the good weather that is underway. Time to get caught up on the antenna projects that suddenly appeared on your "To Do" list. Had those high winds and that caused some damage around the YCCC territory this past winter/spring.

Next informal meeting is at my place in Kensington, NH (details on the web). It is a cookout and we'll provide the dogs, burgers and the goodies. If you have a special food/drink you prefer, bring it. Otherwise, look for the usual array of beers, soda and water. Although this meeting is primarily intended to be a social gathering (swapping lies, bragging, etc.) we do plan to have a few new folks joining our "small" group (now over 400 members in the YCCC!) so welcome them in the usual style. Tours are planned of the K1RX antenna farm, weather permitting (warm enough), the kids are welcome to do some swimming in the family pool (you must be poolside too). Please drop me a note indicating your attendance so I can get the UBN or LCR low (food = #participants).

Wish to thank the membership for your support of the officers in place (again) for this upcoming contest season. We will work hard for you to continue our winning ways (see minutes from the last meeting). Lots of plans are in the works for speakers, presentations and the like. We are on the NE Division Convention agenda for the Saturday afternoon round of interesting talks and the YCCC meeting in Boxboro, MA at the end of August (more on this on the web later). I reached out to Dale, AF1T to provide his well known talk on Antennas – which includes some very interesting demonstrations of how stacking and patterns play out but in a visual manner. Very interesting for all of us! (I used to work with Dale when I played chief engineer at CushCraft years ago).

The YCCC has supported the WRTC activity both by sending members that referee, operate and support on site AND with financial support. This year, the officers voted to provide the WRTC group (Russian is the host country this time) with a check for \$1000. Individual members are encouraged to also send a donation to this organization as the costs to put on such a huge event is incredible. The WRTC takes place during the IARU contest in July – watch for all those special UA-type call signs.

Hope to see many of you at the cookout on June 5. Also watch for announcements from our western side of the territory (K1TTT) who plans a cookout on July 24. Make plans to hit that one too – always a good time!

73, Mark, K1RX  
President, YCCC 2010-11

<b>Yankee Clipper Contest Club</b>	
<b>President</b> (603) 778-1222	Mark Pride, K1RX <a href="mailto:President@YCCC.org">President@YCCC.org</a>
<b>Vice President</b>	Richard Feola, W1STT <a href="mailto:VicePresident@YCCC.org">VicePresident@YCCC.org</a>
<b>Activities Manager</b>	Mark Watson, W1MAW <a href="mailto:mark@w1maw.com">mark@w1maw.com</a>
<b>Secretary</b>	George Harlem, W1EBI <a href="mailto:Secretary@YCCC.org">Secretary@YCCC.org</a>
<b>Treasurer</b>	Ed Parish, K1EP <a href="mailto:Treasurer@YCCC.org">Treasurer@YCCC.org</a>
<b>Scuttlebutt Editor</b> (413) 593-6554	Steve Rodowicz, N1SR <a href="mailto:Editor@YCCC.org">Editor@YCCC.org</a>
<b>Scuttlebutt Publisher</b>	Ken Miller, WB1DX <a href="mailto:Publisher@YCCC.org">Publisher@YCCC.org</a>
<b>Webmaster</b> (315) 829-5291	Mike Gilmer, N2MG <a href="mailto:Webmaster@YCCC.org">Webmaster@YCCC.org</a>
<b>Scorekeeper</b> (978) 443-3603	Dave Hoaglin, K1HT <a href="mailto:Scores@YCCC.org">Scores@YCCC.org</a>
<b>W1 QSL Bureau Manager</b>	Art Holmes, W1RZF <a href="mailto:W1QSL@YCCC.ORG">W1QSL@YCCC.ORG</a>
<b>Technical Assistance Manager</b>	Dave Jordan, K1NQ <a href="mailto:YCCCTA@YCCC.ORG">YCCCTA@YCCC.ORG</a>
<b>New Members Manager</b>	S. Khrystyne Keane, K1SFA <a href="mailto:K1SFA@ARRL.ORG">K1SFA@ARRL.ORG</a>

Ship's Log	June 2010	Issue 204
<b>Captain's Cabin</b>	Mark Pride - K1RX	1
<b>Meeting Directions</b>		2
<b>Flotsam &amp; Jetsam</b>	Jack Schuster - W1WEF	3
<b>Retro Amp for 160M</b>	Dave Orleans - K1WHS	4 - 6
<b>Beltronics Ceases Ham Radio Repair</b>		6
<b>K1VR Wins KCDXC PILEUP Contest</b>		7
<b>Commodore Club Proposal</b>		7
<b>April Meeting Minutes</b>	George Harlem - W1EBI	8
<b>Youth Scholarship Results &amp; K3 Winner Report</b>		9

## Directions to K1RX

120 South Road, Kensington, NH

*K1RX Driveway -Geographic Coordinates: 42.915857, -70.973211*

K1RX is located approximately 7 miles west of Interstate 95, Exit 1 as you cross into NH from MA.

**From I95**, turn onto Rt. 107 North (actually going west. away from the seacoast) and follow to Rt. 107, passing Rt. 150 and then look for house on left. House number is 120 South Road (Rt. 107). House numbers count down as you go west on Rt. 107.

**From the west**, Rt. 125 or Rt. 101: East on Rt. 101 to Rt. 125 South. Approximately 7 miles down Rt. 125, then left turn on Rt. 107 (not Rt. 107A) and follow for 4 miles. House on right after passing the Kensington town line/Apple Hill Golf course.

**RSVP: 603-778-1222 or mpridesti@yahoo.com**

## Area Managers

<b>ME</b>	Mike Russo, K1EU	(207) 883-9524	<a href="mailto:k1eu@maine.rr.com">k1eu@maine.rr.com</a>
<b>ENH</b>	Jerry Muller, K0TV	-----	<a href="mailto:k0tv@arrl.net">k0tv@arrl.net</a>
<b>WNH/SVT</b>	Ed Sawyer, N1UR	-----	<a href="mailto:Sawyered@earthlink.com">Sawyered@earthlink.com</a>
<b>NE MA (978)</b>	Scott Andersen, NE1RD	(978) 263-9617	<a href="mailto:bsandersen@mac.com">bsandersen@mac.com</a>
<b>SE MA (508)</b>	Greg Cronin, W1KM	(508) 428-4205	<a href="mailto:w1km@capecod.net">w1km@capecod.net</a>
<b>Boston (617/781)</b>	Joe Fitzgerald, KM1P	(617) 325-6767	<a href="mailto:jfitzgerald@alum.wpi.edu">jfitzgerald@alum.wpi.edu</a>
<b>WMA (413)</b>	Tom Homewood, W1TO	(413) 743-7342	<a href="mailto:w1to@arrl.net">w1to@arrl.net</a>
<b>CT (860)</b>	Dick Pechie, KB1H	-----	<a href="mailto:kblh@arrl.net">kblh@arrl.net</a>
<b>CT (203)</b>	Dave Arruzza, W1CTN & Mike Loukides, W1JQ	----- (203) 458-2545	<a href="mailto:Darruzza@adelphia.net">Darruzza@adelphia.net</a> <a href="mailto:MikeL@oreilly.com">MikeL@oreilly.com</a>
<b>RI (401)</b>	Nat Henrickson, NG1Z	(401) -----	<a href="mailto:ng1z@nsradio.org">ng1z@nsradio.org</a>
<b>NNY</b>	John Bradke, W2GB	-----	<a href="mailto:W2gb@n2ty.org">W2gb@n2ty.org</a>
<b>NYC/LI (718)</b>	Tom Carrubba, KA2D	(631) 422-9594	<a href="mailto:ka2d@arrl.net">ka2d@arrl.net</a>
<b>SNY/NJ/PA (914)</b>	Hank Kiernan, KF2O	(914) 235-4940	<a href="mailto:hankkier@aol.com">hankkier@aol.com</a>
<b>NVT (802)</b>	Al Frugoli, KE1FO	(802) 893-8388	<a href="mailto:kelfo@arrl.net">kelfo@arrl.net</a>

Articles in the Scuttlebutt (except for those separately copyrighted) may be reprinted, provided proper credit is given.  
The editorial deadline for the Scuttlebutt is the 10<sup>th</sup> of every odd month.

# Flotsam & Jetsam

Barnacle Jack (BJ) Schuster, W1WEF [w1wef@arri.net](mailto:w1wef@arri.net)

Ahoy Maties!

Just back from Dayton and can hardly keep my eyes open. Next year I may play it differently, after about 30 Dayton trips. To avoid being so dead tired and worn out by Sat night, I might do the Hara on Friday, concentrating on indoor exhibitors, and do half a day Saturday, stockpiling sleep the other half! Part of my problem is just like I have during a contest; when I take off time I can't fall asleep. I can't sleep in Dayton no matter how tired I get.

Dick Frye, K4XU, was carrying around his 1500 watt RF Power transistor that he first showed me a couple years ago. The transistor (which he designed) is only about one and a half inches square, and about a quarter inch thick. To get 1500 watts, it has to be water cooled. Dick has a homebrew amp that cools with water and dumps into his wife's garden, sort of like putting the dumped power from your 4 square hybrid coupler into a dummy load.

There were several manufacturers with solid state full power amps, but the one that impressed me most was the one Yaesu hopes to release by year's end. It is less than half the weight of my AL1500, with a separate power supply which I could also easily lift. It will cover 160M to 6M (lower power on 6M I think), autotune, auto band change, and accommodate SO2R.

I used my new Sony noise cancelling MDR-NC7 headphones for the first time aboard a plane. Although they by no means cancelled ALL the noise, they did enough so it was very comfortable compared to none. It would have been nice though if the Embraer regional jets I was flying had sound systems that worked.

DX Engineering has an easy solution to my mast slippage problem on the XM240. The slippage is because the sheet metal U bolt saddle spreads and loosens. DX eng has solid saddles available which I feel would solve the problem. Unfortunately it's a real big job to get at the U bolts at the top of the mast. MFJ says they are considering using Hy-Gain type boom to mast clamps on the XM240 as I suggested, but since they said it was their idea I'm not telling them this simpler solution...hi.

One station improvement I have wanted to employ for a long time is to put up one or two more beverages. Talking to W2RE and WW2DX in Dayton they suggested switching thru the coax, with an Ameritron RCS4. It's easier than building my own but I'm still trying to figure out how they switch that 4<sup>th</sup> antenna relay! You can send positive and negative DC thru the coax, isolated with chokes on either end to steering diodes, and select the third thru NC contacts on the first two relays. I guess I'll take the easy way out and look at someone's RCS4 schematic to see what they do.

Had a nice visit with Tom, N1MM, and Thomas PA1M and Timon PA1T who stopped by today to see the W1WEF Superstation....were they disappointed!...hi! When they saw how slow my computer was, they worked all kinds of magic and saved me from buying the new computer I was thinking of getting. I even got some private tutoring on using N1MM Logger.

N1MM mentioned a simple fix for a problem he had with water getting into a bearing on top of his Orion rotator. He uses a rubber pipe coupler available at Home Depot and other plumbing suppliers, made to couple a 3 inch pipe to a 2 inch pipe. The two inch end is around his mast, and the 3 inch end acts like an umbrella to shed the rain.

Why do airport restaurants think customers have all day to wait for service? I sat down in Chicago for lunch with Dave Leeson, W6NL and wife Barbara, but we had to leave for our flight before our food came. The same thing almost happened at a Five Guys in DC on the trip going to Dayton. By the way, Five Guys makes delicious hamburgs.

After doing some shack rearranging recently, my wireless mouse wound up a bit further away from the computer and would no longer work reliably. I finally realized it was because of my desk being metal, including the top underneath the laminate. If I put a thick book under the mouse it was fine. I went back to a wired mouse.

Hope to see you all at Mark's picnic. Always an enjoyable time, worth the ride.

73 BJ

# RETRO AMP for 160M

Dave Olean K1WHS

amplifiers for bands between 80 M and 13 cm. and in each one I tried to keep the cost low through some serious scrounging of parts. This amplifier was no different. I scored a 3-1000Z with a filament transformer and socket. The thinking was that the glowing filament and bright orange plate flashing in step with the CW would fit nicely on 160 meters. I thought of my visit years ago to the shack of 160 meter giant, K1PBW, in western Massachusetts. His place was inundated with large variable coils, bread slicers, beverage amps, huge 4-1000A bottles etc. Ernie was one of a kind. I wanted to get that feel back, so the 3x1 was going on 160 and nowhere else!

The pictures say it all. There is nothing magic in my design. I ended up using a PI-L tank with values out of the 2004 handbook. I scrounged the chassis from Art, K1BX. He found it at a flea market for \$10 and could not pass it up. He also passed along some vacuum variables he had scored as well. I filled the extra holes in the chassis with industrial epoxy. Basically you lay adhesive tape on one side of the hole. Then you fill the hole from the opposite side. You end up with a chassis that does not leak air, and a coat of paint will hide all the evidence.

The output tank coil is a big silver plated unit with moveable taps, so I could experiment with different inductance values. I could actually change bands if I wanted to! I made the final "L" portion of the circuit with a stack of three 300-2 powdered iron cores wound with some #12 wire. The switching consists of a vacuum relay on the output with a surplus hermetically sealed fast RF relay from MAX GAIN Systems. It is a fast relay and will handle 200 watts cold switched. It should work on QSK at 160 meter keying speeds.

All amplifiers should have some form of protection circuitry to prevent catastrophic failures. I installed an air loss circuit, a HV loss circuit, and a grid over drive circuit. There is a neat triode circuit board available from FAR Circuits. It was originally described by K5AND (QEX, Jan/Feb 1999). It took me awhile to find it on their website ([www.farcircuits.net/control2.htm#6control](http://www.farcircuits.net/control2.htm#6control)). The board has provisions for grid drive and high voltage sense in a simple package. I rigged up the air switch to work into this board. Any failure prevents the unit from being keyed. You could also have it shut down HV or even the filaments if you wanted to. The K5AND circuit is easily made on perf board if you so desire. I have used it on four other amps with good success.


I figured on a suitable plate load and put a 2.4 K resistor across the tube anode, then tweaked the vacuum variables while looking at return loss into the output connector. I could get a serious null at anywhere from 1.5 to 2.0 MHz with the values, so I was impressed that the handbook values were quite correct. The nulls could be -70 dB with slight tweaking. I cheated and used a network analyzer for this job. Later, when I first fired up the amp, I had max output just about where the controls were set.


Alas the tube I had was a tad weak so some more bargaining produced another tube that worked quite well. The first thing I noticed was that the jug had a 1964 date code. I started this project with the goal of building a single band amp for 160 meters. I have built somewhere about 15-18 power The tube was 46 years old! K1ZZ, the donor had told me that the tube had sat idle since about 1980. The worst thing you can do to a glass tube is light it up and run it hard after a long period of nonuse. They will almost always arc due to gas that has entered the not so perfect vacuum, usually at the plate seals. Kovar can rust and minute gaseous impurities can find their way into the tube. The Eimac internal anode tubes have gettering material deposited on the anode itself. When the plate is heated to a warm glow, that material, typically Zirconium, will remove any impurities from within the tube. I hooked up the amp to a large high voltage test supply, and put a slight positive grid voltage on the tube. (I lifted the grounded grid) I got the plates to glow with a bit over 1000 volts on the plate, and let it run for about six hours or so. I then rigged it up normally and ran it some more just idling at 2400 volts with the grid grounded. The tube passed both tests, so I figured the gas was removed and the tube should work OK. So far it has. I have a 3500 volt supply and it puts out just about 1400-1500 watts. I tried it at higher voltages into a dummy load, and the tube seemed to like 4500 volts key down. I did not try more, because it was already exceeding the amateur power limit. Unkeyed the voltmeter read a bit over 5 KV and no arcs. I was a happy geek. I learned all this rejuvenation stuff from reading W8JI's webpage on transmitting tubes. There is a wealth of info there.



YCCC Scuttlebutt

Getting started making the 3/16" thick main support panel. I had to drill out mounting holes for the two Jennings vacuum caps. In the right hand picture you can see the same panel mounted 4 1/2" behind the front panel with the vacuum caps all mounted. The 3-1000 looks rather small by comparison. (shoulda used a bigger tube!)






A view of the front panel with retro turn crank assemblies installed. Later on during assembly and wiring, you can see a bottom view on the right, looking into the tube cathode input compartment. The loading capacitor (2300 pF) is on the left along with a temporary ferrite core "L" coil used before the real 300-2 powdered iron cores were delivered. In these pictures, the transmit relays have not been installed yet. A Kilovac vacuum relay went on the output side, while a military hermetically sealed RF can relay routes the RF input energy on the right side of this picture. Both relays were advertised at having a 4 ms switch time, making them good enough for a QSK switching system.



Close up of the tube compartment. You can see the 3900 PF transmitting blocking cap, a round white hockey puck, with the PI inductor below it and the tuning 500 PF vacuum capacitor on the right. I used a parasitic suppressor that came with the original tube and socket. It consists of a carborundum non inductive 100 ohm resistor wound with flat copper strap. On the right hand picture you can see the final output coil being wound on three stacked 300-2 powdered iron cores. I ended up with 15 turns for 9.4 uH of inductance. The little L/C meter on the right is made by Almost All Digital Electronics, L/C Meter IIB and I recommend it highly for such construction projects. It is available in kit form and seems quite accurate and very easy to use. It was indispensable in this project.



I tested the amplifier with a 0-5000 volt 1 ampere HV supply. You can see the K3 driver on the bench, and a wattmeter to measure power output. This is the power supply that I used to condition the old tube. The amplifier will do 1500 watts out with about 3600 volts on the plates and 90 watts of drive. At lower drive levels the gain is quite high. With only 20 watts drive, I can peak the amp up for 750 watts output. I think the tube likes higher voltage as the gain goes up and drive level is not so high for full output. It purred along nicely at 4500 volts key down. 90 watts would produce almost 2000 watts of RF. The photo on the right is one of my "Artsie Craftsie" camera shots of the lit 3-1000Z. Ernie, K1PBW would love it I am sure!



This amplifier has no built in HV power supply. I have a few supplies hanging around. After all, I built 18 amplifiers. The amp by itself weighs 70 lbs, mostly due to the thick aluminum used and the two Jennings capacitors that are quite heavy. I route the high voltage into the amp, using old RG-8 polyethylene coax. Never use foam coax for high voltage. I did not use Millen high voltage connectors. I have had problems with them over the years. I standardized all my amplifiers and power supplies on Amphenol MS mil connectors. There is a pattern that has one pin in a big body. Part numbers are MS3108A18-16S and 18-16P. (for Plug and Socket) It screws on positively so there is no chance of anything falling out. I can now also use any power supply with any amplifier. That can come in handy should Murphy strike at a bad time. I can simply reroute HV to a different amp, or use a different supply on the same amp.

Now for the 160M antenna; I rigged up an inverted-vee for 160 and have had great luck with the 3-1000Z amp using the inverted-vee as the receiving antenna.

-----

## BELTRONICS CEASES AMATEUR RADIO EQUIPMENT REPAIR

Beltronics announced that as of 4/5/2010 they we will no longer repair or service any Amateur Radio Equipment.

Steve Morin (N1SM)  
Beltronics, Inc.  
19 Proctor Hill Rd.  
Hollis, NH 03049-0330  
(603) 465-2422 Fax: (603) 465-3320  
[www.beltronics.net](http://www.beltronics.net)    [www.n1imo-n1imn.us](http://www.n1imo-n1imn.us)

For future amateur equipment repair/service you may contact the following:

Quimby Mountain Radio  
Jim Fowler (KA1SU)  
Bow, NH  
603-715-1458

Mike Nadeau (N1EQ)  
Fairfield, ME  
Email Only: [mike@n1eq.com](mailto:mike@n1eq.com)

-----



**Sensor-Tech International**  
Wireless Infrastructure, Antenna Installation, Maintenance  
**Mark S. Pride**  
President

New England Office  
120 South Road  
Kensington, NH 03833

Office: 603-775-0220  
Mobile: 603-231-8965  
[mpridesti@yahoo.com](mailto:mpridesti@yahoo.com)  
Commercial & Amateur Communications

## Fred Hopengarten, K1VR Wins Kansas City DX Club's 30<sup>th</sup> Annual Pileup Contest

Congratulations to Fred Hopengarten, K1VR, for winning the Kansas City DX Club 2010 Pileup contest at Dayton Saturday Evening.

Fred copied 73 calls, more than any of his world class competition.

- 1 - K1VR – 73
- 2 - K4BAI - 70
- 3 - W9WI – 69
- 4 – K1TO - 68
- 5 – YT6W & VE3DZ – 66

Fred is now the owner of an IC-7000 as the prize for that competition.

Second and third places went to nearly-perennial winner W9WI, and perennial contender and occasional winner K4BAI. That's elite company.

The call signs used by KØVXU for the Pileup competition were a historical set based on the 1932-1938 logs of long-time KC DX Club member and recent Silent Key, WØJM.



Fred, K1VR with his new IC-7000  
(Photo NØAX)  
Thanks ARRL Contest Update - May 26, 2010

---

### Proposal for “Commodore Club” Award

**Dick Pechie – KB1H**

Within the Awards program of the YCCC create a “Commodore Club” group for recognition of those who have reached a milestone where longevity and YCCC membership equals a century (100 years).

To be included in this recognized group one only have to have reached the age plus YCCC years of membership = 100. Due to incomplete records of YCCC membership from early years proof by an individual or others may be used in lieu of formal membership rosters.

These individuals would be recognized by Acclamation at the next regular YCCC meeting and be entered in the Commodore Club Roster when the above criteria have been met.

Upon this recognition, the individual will be entitled to whatever award the YCCC membership deems appropriate. Regarding recognition I would propose a certificate and then also having made pins that are like the YCCC logo pins but in Gold with the Commodore Club words on it.

*(Ed Note: Dick is willing to administer this program with the help with someone with most of the records.)*

## YCCC Regular Meeting, April 10, 2010—Boxborough, MA

Following a lengthy queue for members paying dues and purchasing raffle tickets, the meeting was called to order by K1RX at 1:59 pm at the Boxborough Woods Holiday Inn with a review of the meeting agenda followed by a round of self-introductions. There were 63 signed-in attendees from Massachusetts, New Hampshire, Connecticut and Maine.

W1EBI gave the secretary's report. Active membership was 394, with 163 current with dues paid to 31 March 2011, 140 paid to 31 March 2010, and 91 more than one year in arrears. George announced that the total included four new members who joined at the February meeting plus nine new members who joined on 7 April at an ENH area meeting. He reminded the attendees that the dues year begins on 1 April, so members with dues paid to 31 March 2009 need to bring dues current to avoid falling off the active roster. The February meeting minutes were accepted by the attendees.

K1EP gave the treasurer's report. Ed said that net income during the 12 months from April 2009 to April 2010 was \$1,516 after expenses. The report was accepted by the attendees.

K5ZD described the video taken at Randy's station during WPX SSB as an instructional video to illustrate SO2R operation. The recording and editing was done by Jeff, KA1IOR.

Annual election of officers followed, with the current officer group all running for re-election. With no other nominations from the floor, it was moved and seconded that nominations be closed. It was further moved and seconded that a single vote be cast for the current officer corps as a group, which passed unanimously. For the coming year, the elected officers of YCCC are:

Mark Pride, K1RX	President	Rich Feola, W1STT	Vice-President
George Harlem, W1EBI	Secretary	Ed Parish, K1EP	Treasurer
	Mark Watson, W1MAW	Activities Manager	

K1HT presented an update on scores for ARRL DX, with YCCC leading FRC in CW claimed score total by 165M to 89M. For both contest weekends, CW plus SSB, the aggregate claimed scores are:

YCCC	248.2M
FRC	167.2M

Dave remarked that our total included 82.9M for SSB vs. 77.7M for FRC, a surprise as they seem to outscore us in that mode consistently. The total score for YCCC compares to 155.3M in 2009, reflecting not only an improvement in propagation, but also a marked increase in participation and reported scores.

K1RX announced the Rookie Roundup, ARRL's newest contest, a series of six-hour, 100-watt maximum events at 1800Z on the third Sunday in April (SSB), August (SSB) and December (CW). A rookie is defined as an operator licensed three years or less.

W1UE presented an update on the club's SO2R controller project involving contributions by K1XM, WO1N, K1VR, WW1M and N1BAS. Dennis announced that there will be a third production run of boxes. Even better, the project actually made a modest profit, so the team was able to donate \$400 to the YCCC Youth Scholarship Fund.

After a break for coffee and cake (apparently a new YCCC regular meeting agenda item), K2RS gave a presentation on "Ergonomics for Contesting". Jack's focus was on reducing fatigue by carefully selecting type and arrangement of chair, desk and equipment. He included photos of various station examples, the good, the bad and the ugly. Jack also reminded us to move and stretch periodically to stay awake and alert during a weekend of contesting.

K1RX reminded of the upcoming bi-annual ARRL New England Division Convention, "Boxboro 2010", during the weekend of 27-29 August. YCCC will have our usual Saturday slot in the program. Mark is looking for suggestions for program content. W1CTN mentioned as a possibility a program that he and W1JQ delivered at a recent WCT meeting, "CW Contesting for Those Who Don't". Dave said it's about a 45-minute presentation. WO1N is once again program manager. Ken emphasizes that he is looking for a Saturday program to draw a general audience, not specifically oriented to experienced contesters. The Friday night dinner, formerly with a DX focus, will be organized by K1SFA and will now focus more on contesting. The website for the event is [www.boxboro.org](http://www.boxboro.org).

The next item on the agenda was the raffle drawing, with proceeds going to fund the club's contribution to the ARRL Foundation for the Youth Scholarship Fund. Several nice items were won by some lucky attendees:

1 <sup>st</sup> prize Elecraft K3/100	Won by W1EQ
2 <sup>nd</sup> prize Vibroplex paddle	Won by NE1RD
3 <sup>rd</sup> prize Heil headset	Won by K5ZD
4 <sup>th</sup> prize Ham DX cluster iPhone apps	Won by KK1W, KA1IOR, N4XR

The club is grateful to Elecraft, Vibroplex, Heil Sound and N9NC for contributing the raffle prizes.

The meeting was adjourned at 4:32 pm.

Respectfully submitted,  
George Harlem, W1EBI, secretary



# YCCC Youth Scholarship Results

## Mark Pride – K1RX

Congratulations to Bob, W1EQ, on winning the Elecraft K-3/100.

The Raffle provided our scholarship fund the following:

Income	\$3875.00	139 tickets sold + \$ 400.00 check from W1UE (donation from the YCCC SO2R Project)
Expense	\$1797.47	
<b>Net</b>	<b>\$2477.53</b>	<b>YCCC Youth Scholarship Fund</b>

Last year's winner of the Youth Scholarship ended up not attending school (unfortunately) and returned the money back to the ARRL. The YCCC now has a good reserve for this scholarship but we plan to continue this program and will have a dedicated team working the raffle activity in the coming years. Obviously the K3 is a real pull and who knows, we might do it again next year.

Thanks again to all who supported the Scholarship Fund and especially our Corporate Sponsors (Elecraft, Vibroplex, Heil Sound and N9NC)

I really appreciate the support the entire YCCC provides a college bound student from the YCCC contest territory. It could not be more critical as it is today.

## New K3 Report

### Bob Garceau – W1EQ

Winning ticket pulled on April 10<sup>th</sup>, Order placed on 4/14 and Shipped 4/19.

I received the "prized" K3 (s/n 4199) on Monday, April 26. Options purchased were the Automatic Antenna Tuner; 8 pole filters for CW and SSB.

Working an hour or so at a time, during the week, the K3 was completed on Sat. morning May 1st.

Following the process that Elecraft directs, I was required to perform the various module installs and configure/calibrate in the 10 watt configuration before installing the 100 watt module.

Kit went together with no problems. I got one error message on Friday and received a quick response to my email to Elecraft within an hour. Ran some diagnostics and error message went away.

I was able to get the K3 to talk to Write Log so I decided to forego the installation of the 100 watt module and operate QRP in the NEQP.

Operating QRP for the first time was fun. Obviously being the hunted made it, I think, easy. I don't think I would try it in a major contest.

Worked some DX off the back of the beam and ended up with 207 q's, 45 mults; Not bad for 7.5 hrs.

On Monday, May 3rd, 6 meters opened up and with 8 watts (in NEQP I was at 5 watts), I worked some good stuff; new countries on 6: PJ2, VP9, NP2 and P4. All on SSB. VP9GE said I was loud. But then on 6 and 10, it don't take much anyway.

Now that 6 is dead again, I decided this morning to finish up the K3 and install the 100 watt module. Took around 30 minutes. Did the menu install of the module, configured and set temperature for the PA. Everything worked fine. S/N 4199 now up and running to its full capacity.

I just wanted everybody to know that the "prize" is being used as it should be.

On the air and ready for contesting. – W1EQ



YCCC President K1RX congratulating Bob, W1EQ on winning the Elecraft K3/100.

# YCCC CLUB RESOURCE INFORMATION

**DUES AND MEMBERSHIP STUFF** Dues are payable as of the April election meeting, which begins our club "contest year". The YCCC has adopted a multi-tiered membership format as follows: Please note that payment of dues IS NOT a prerequisite for contributing scores to the Club aggregate, but IS for the various YCCC Awards Programs

**Full Member** - \$20 (\$35/2 yr) (Eligible for YCCC awards programs and paper delivery of Club newsletter)

**Full Member** - \$15 (\$25/2 yr) (Eligible for YCCC awards programs and electronic "Ebutt" delivery of Club newsletter)

**Family Member** - \$0 (Grants full membership to all amateurs residing at one domicile on payment of one member's "Full Member" annual dues and entitlement to one Club Newsletter sent to one domicile or email address. All members of said family are eligible for YCCC awards programs.)

**Student Member** - \$10 (Grants full membership to students at a reduced level. Eligible for YCCC awards programs and paper or electronic delivery of the Club Newsletter.)

**Subscription** - \$\*\* (A "friend of YCCC" - not a member but a possible candidate for future membership. Receives club newsletter only in paper or electronic form. Fee basis is \$20 for overseas paper delivery, \$15 for domestic paper delivery and \$10 for electronic "Ebutt" delivery domestically or overseas.)

Club members who move out of club territory and so are not eligible to contribute to club aggregate scores automatically become subscribers. New members who join at the February meeting are credited with dues for the year beginning the following April. You can tell if you owe dues by checking your 'Butt mailing label. **Mail your dues to the club treasurer, Ed Parish, K1EP, 9 Spoon Way, N. Reading, MA 01864**

**SCUTTLEBUTT ARTICLES** should be sent to the Scuttlebutt editor, Steve Rodowicz N1SR, preferably by E-mail at [n1sr@arrl.net](mailto:n1sr@arrl.net) or on 3½" disk (in MS-Word format or text file) by snail mail to Steve Rodowicz, 809 Pendleton Avenue, Chicopee, MA 01020. The deadline for each issue is the 10th of the preceding month..

**Scuttlebutt Advertising:** Nominal Business Card sized ad, \$50 per year (6 appearances)

**CONTEST SCORES** should be sent to the club scorekeeper, Dave Hoaglin, K1HT, preferably by E-mail at [scores@yccc.org](mailto:scores@yccc.org). Please include details such as numbers of QSOs, QSO points (if appropriate), and multipliers (all types); entry category; and power.

## CLUB GOODIES

**BADGES** YCCC badges are available from Ric, KV1W. Send \$2, name and call desired on the badge, and your mailing address to: Ric Plummer - YCCC Badge, PO Box 1158, Berlin, MA 01503-2158.

**APPAREL** Contact Bob Rogers [KB1LN@yahoo.com](mailto:KB1LN@yahoo.com)

**YCCC LOGO ITEMS** <http://www.cafepress.com/n1ik>

**QSL CARDS** are ordered through Burt Eldridge, W1ZS. To order, send Burt an email at [w1zs@arrl.net](mailto:w1zs@arrl.net), detailing card information per "QSL Request" form available at [http://www.yccc.org/members/yccc\\_qsl.htm](http://www.yccc.org/members/yccc_qsl.htm). You will receive a proof by email. Approve the proof, making any corrections, and return to Burt *with payment* (make checks out to Burt, not YCCC). Current price is \$50 (delivered) for 1,000 cards. Also available is the glossy version for \$70/1000.

**MEMBERSHIP ROSTER** is posed on the YCCC website. Updates are published in 'Movers and Shakers' when members move or change call signs.

**COMPUTER STUFF INTERNET REFLECTOR** There is an Internet mailing list for YCCC members. To subscribe, send mail to [yccc-REQUEST@yccc.org](mailto:yccc-REQUEST@yccc.org). Insert only the word "subscribe" in the subject of the mail message. (Do not send messages to the reflector that have file attachments, HTML formatting, use boldface or other fancy fonts, etc.)

**WWW HOME PAGE** Come visit us at <http://www.yccc.org> Our Webmaster is Mike Gilmer, N2MG.

**ADMINISTRATIVE STUFF The W1 QSL BUREAU** is sponsored by the YCCC. Keep your account up to date by sending a check. Stamps are sold at face value, envelopes are 20 cents each. Address: W1 QSL Bureau, PO Box 7388, Milford, MA 01757-7388. Email address: [w1qsl@yccc.org](mailto:w1qsl@yccc.org).

**ARRL COMMITTEE REPS** are:

**CAC:** New England Dick Green, WC1M Hudson George Wilner, K2ONP Atlantic Michael Gilmer, N2MG

**DXAC:** New England Bob Beaudet, W1YRC Hudson John Sawina, NA2R Atlantic Chris Shalvoy, K2CS

**VUAC:** New England Ed Parish, K1EP Hudson Frederick Lass, K2TR Atlantic Joe Taylor, K1JT

**ARRL LIAISON:** Tom Frenaye, K1KI.

---