



Scuttlebutt

August 2025

Issue 280

YCCC HamXpo Meeting

August 23, 2025, Noon – 3 PM

Salon B

HamXpo Event Admission Required

<h2>Captain's Log</h2>

Hi all,

I'm looking forward to the upcoming HamXposition event, are you? The HamX committee is working hard to make it better than ever. And, as a reminder, profits from the event, if any, are contributed to the ARRL Foundation to fund the FEMARA Scholarship. Check out the event promotion article later in the newsletter. Some great prizes will be awarded at the various HamXpo events over the course of the weekend!

For the second year running a miniCTU will be held on Friday. Doug, K1DG recommends pre-registration though they did accept walk-ins last year. Note, most all of the planned speakers are YCCC members, and the YCCC has covered the (substantial) cost of one of the refreshment services to help you get through the day while attending the event.

Of course, not to be missed, will be the YCCC meeting to be held Saturday, 12 – 3. After the speeds and feed business meeting, we will hear from YCCC members, John, N1PGA with a talk on an Effective Contest Station without Towers and then Tony, K1KP will give us the story behind the development of the new FlexRadio Aurora.

The dues increase bylaw change has passed the required super quorum hurdle as defined in the Club bylaws. Congrats to the many of you that got in before the anticipated cost increase. By the way, dues are due for some 46 active members from 2024 and 39 from 2023. We currently have 232 paid and lifetime members. Thank You (*cont. Pg 3*).

Contents

Captain's Log	1
HamXpo Promo	4
Wire Antenna TIPS from a REAL OM	8
YCCC Cookout	13
WPX Zoom Meeting	14
Cookout Business Meeting	15
Directors Meeting	16
Plaque Appreciation	17
YCCC Club Resource Information	18

Yankee Clipper Contest Club Contacts			
President	Ken Caruso	WO1N	President@yccc.org
Vice President	Payl Young	K1XM	k1xm@k1xm.org
Activities	Rudy Bakalov	N2WQ	Activities@yccc.org
Secretary	Brian Szewczyk	NJ1F	Secretary@yccc.org
Treasurer	Bob Shohet	KQ2M	Treasurer@yccc.org
Editor	Open		Editor@yccc.org
Webmaster	Mike Gilmer	N2MG	Webmaster@yccc.org
Scorekeeper	Mike Visich	NG1M	Scores@yccc.org

Area	Member Contact	Call	Phone	Email
ME	Mike Russo	K1EU	(207) 883-9524	k1eu@maine.rr.com
NE MA (978/351)	Ken Caruso	WO1N	-----	wo1n@arrl.net
SE MA (508/774)	Charlie Morrison	N1RR	(401) 742-7240	n1rr@n1rr.com
WMA (413)	Jeff Bail	NT1K	-----	nt1k@nt1k.com
Boston (617/781)	Joe Fitzgerald	KM1P	(617) 325-6767	j Fitzgerald@alum.wpi.edu
VT	Chris Knox	KI1P	-----	ki1p.k1vit@gmail.com
CT (860/959)	OPEN	TBD	-----	TBD
CT (203/475)	Mike Loukides	W1JQ	(203) 458-2545	Mikel@oreilly.com
NH	Dave Mackey	K1KA	-----	k1ka@comcast.net
RI	Dave Neil	W2DAN	-----	w2dan@arrl.net
NNY	John Corini	KE1IH	-----	John.Corini@gmail.com
NYC/LI (718)	OPEN	TBD	-----	TBD
SNY/NJ/PA (914)	OPEN	TBD	-----	TBD
QUEBEC	Guy Lemieux	VE2BWL	-----	guy@guylemieux.com
CAPE & ISLANDS	OPEN	TBD	-----	TBD

Captain's Log (Cont.)

Many of you have front end loaded your dues payment for many years. Will, WC2L is currently in the lead with his dues paid through 2039. The policy that you only need to pay the current year dues to reinstate your full access to the Club resources remains. For those of you that include dues for years in arrears, going forward, we will treat those as a donation rather than applying to future years as we had been doing. The new rate (\$25/yr) will be effective as of September 1st.

The Board of Directors has reminded me that Article VI of the Club Constitution should be enforced. The practical result of this is for those not dues current and up to one year in arrears, will be removed from the groups.io reflector. A reminder email will be sent first, starting a 10 day clock. The goal is to implement this effort during September.

What are you doing to get ready for the Fall contest season? I have started tackling getting my house bracketed Tri-EX tower with the "World's Smallest Tri-band Antenna", C-3SS, back up in the air. The tower was starting to show its age, so I plan to rattle-can it with Zinc Cold Galvanizing paint. That required removing 25 years of Scotch 33 tape adhesive residue present up and down the legs. Done! Upon takedown a 20M element stinger was bent and subsequently broke off. I am in the process of trying to remove the seized stub so it can be replaced. This is proving to be a challenge. I'll also be upgrading the rotor from a CD44 to a Ham IV. I'm taking lots of pictures and hope to be able to create an article for an upcoming newsletter.

I encourage you to do the same with your projects. We are always looking for good content for the newsletter. Speaking of which, check out the article from Jack, W1WEF describing how he gets his wires up into the trees.

I apologize for wrapping up on this sad note, but it has recently come to our attention that Bruce WW1M is now a SK. We know through a friend that he passed on June 14th but there is no Obituary. Bruce contributed to many of the Club projects with his PCB layout skills. Bruce and I would always get caught up on how things were going at NEAR-Fest. RIP, OM.

73,

Ken – WO1N

HamXpo Promo



HamXposition 2025 is fast approaching, it's only days away!

Forum schedule is now available: [HamXposition 2025 Schedule](#)

August 15th is the last day that you will be able to preorder for banquets for \$54. A small quantity of banquet tickets will be available at the convention at a price of \$60.

THURSDAY COMEDY KICKOFF | August 21

Comedian **Juston McKinney**! Only \$35 for General Admission to this event.



Come Home at the TD Garden.

By popular demand, we're kicking off HamXposition 2025 with an evening of **side-splitting laughter** featuring comedian **Juston McKinney**! This is the perfect event to share with all your friends, whether they're hams or not – prepare for a **comedy extravaganza**!

Juston's impressive resume includes starring in *Comedy Central Presents* and his one-hour special *Juston McKinney: A Middle-Class Hole*. He's also made multiple appearances on *The Tonight Show with Jay Leno* and *Conan O'Brien*, had a Showtime Special with Rob Gronkowski, and graced the stage twice at Denis Leary's *Comics*




FRIDAY MORNING - VISIT ARRL

Join us for a sponsored tour of the Hiram Percy Maxim Memorial Station, W1AW, in Newington, Connecticut!

The tour also includes visits to the ARRL lobby/store and the state-of-the-art ARRL Laboratory station, W1HQ.

Transportation: A shuttle bus will depart from the Convention site in Marlborough on Friday, August 22, 2025, at 10:00 AM, returning by 4:00 PM that afternoon. Cost: \$49. Optional: A box lunch can be purchased for an additional \$12.

FRIDAY DX/CONTEST BANQUET | August 22



Tim Duffy, K3LR is our speaker and will be talking a little bit about contesting history and where it will be going in the future.



We have more exciting news for the Friday evening **DX/Contest Banquet!** We're thrilled to announce that **DX Engineering (DXE)** has graciously agreed to be the official sponsor of this special event.

Thanks to DX Engineering's incredible generosity, their total donation includes:

Six \$100 gift certificates (which will be part of our main door prize drawing on Sunday).

An amazing grand prize: an **Icom IC-7610** valued at **\$3,250.00!** This will be the major door prize given away at the Friday banquet to one of the banquet attendees.

SATURDAY GRAND BANQUET | August 23



Join us for the highly anticipated **Grand Banquet** featuring our special guest speaker, **Dr. Nathaniel A. Frissell, W2NAF**, from the Ham Radio Science Citizen Investigation (HamSCI) program!

Nathan will present "HamSCI: Space Weather We Can Do Together!" – an insightful talk where he'll share results from recent HamSCI experiments, outline exciting future plans for the program, and explain how *you* can participate in these cutting-edge projects.

As an added bonus, a lucky banquet attendee will win a fantastic **Yaesu FT-710 HF/6-meter transceiver** as a door prize!

Volunteer at HamXposition!

Want to help make **HamXposition** a success? We always need volunteers for setup, teardown, and ticketing. Volunteers working at least two two-hour shifts will receive **free admission or free lunch** (your choice). Visit our website and click on "Volunteers" for more details.

Get Ready for HamXposition 2025!

Discover everything about the convention and plan your experience at hamx.org.

Wire Antenna TIPS from a REAL OM

Jack Schuster – W1WEF

I always enjoyed antenna and tower work, almost as much as operating. After 73 years of ham radio, I've learned a few things that I thought I'd pass along. I'm sure most if not all are known to most of you, but every once in a while I see questions like "How did you get that rope over the treetop? How can I splice a wire 400 ft into the woods?" Hopefully this article will help someone pick up a new idea on how to get those wires up high in the trees!

Getting it UP...over the treetops.

I use 5/16 braided nylon rope. I've never had a problem with abrasion, and my ropes just go over the treetops, no pulleys, no counterbalances, no bungee cords. The branches on top of the tree flex with the wind acting like big springs. The last place I purchased rope was from a place called E Rigging, but I see the price has doubled for a 500 ft spool since my last buy. Just be sure to get BRAIDED 5/16 nylon and not stranded.

DON'T BURN YOURSELF! To keep nylon rope (or line) from unraveling, I melt the ends using my butane solder torch. A match works too...but in either case melted nylon remains HOT for a long time. Don't touch it for a while after melting it!

USING A SLINGSHOT

I prefer a slingshot for shooting 8 Lbs. test fishing line with a one ounce fishing sinker over a treetop. Heavier line won't go as far, and lighter line will break too easily. I use a ZEBCO 202 closed faced reel mounted on one arm of my slingshot, per a QST article by W1UK many years ago.

Be sure not to use too large a reel or you won't be able to turn the handle. I learned that good quality monofilament line is important. I found that the cheapest line after long periods of no use tends to bind and won't shoot as far. Shoot the line from the side of the tree where the antenna will be.

I try not to stand back too far from the tree, and I aim over the top at an almost vertical angle but enough of an angle so it comes down on the other side! If I stand too far back and shoot, it can go over several trees and you may never find the sinker! Be sure the line has a clear path between the arms of the slingshot after you release the bail and pull back the sling as far as you can. When retrieving the line, I pull gently and look for the fluorescent painted sinker. Sometimes it drops over the tree and goes into the ground, so retrieving gently will free it up without breaking the line. Often in retrieving it I first pull the line by hand before cranking the reel. Whoops...getting ahead of myself...don't retrieve it yet!



Closed faced reels are less prone to entanglement than a spinning reel.

MASON LINE



BRAIDED nylon mason line 18 ga

I use the fishing line to pull an 18 ga fluorescent colored BRAIDED mason line back over the treetop. I first double up the end of the mason line and just tie an overhand knot, leaving a loop that I drop the sinker through and then tie the fishing line with three or four over hand knots before cutting off the sinker. I usually let the spool of mason line just bounce around on the ground as I retrieve it, but if you feel sudden resistance go and see what got tangled up.

ATTACHING the ROPE



To attach the rope to the mason line, I tie three clove hitches around about 6 inches of the rope end before taping the string to the rope with a few inches of GORILLA TAPE wrapped as tight as I can around the rope. I let the tape overhang the end of the rope and try to tape the string with the tape coming to a point. This is to try to prevent the rope from getting caught when it reaches the top branches and starts its way down the other side. If it does get caught, I slack off on the rope and try again pulling the sting as fast as I can and sometimes it gets past the blockage. If necessary I'll walk the rope out further from the tree and try the fast pull again. Good luck!

Rope end cut off after coming over treetop without getting stuck

The INSULATOR


This idea for a homemade insulator came from Greg, NA8V. I feel it has advantages over a porcelain insulator. I make it out of a scrap piece of AZEK PVC, about 5/16 thick. I am fortunate there is a lumber yard in town where builders deposit their scraps for anyone's taking...otherwise it is very expensive and you would have to buy a piece long enough to make 100 insulators. That said, I cut a piece about 6 in long by about an inch and a half wide. Near one end, I drill two holes just big enough for the antenna wire to pass through. I always use 10 or 12 ga stranded copper insulated wire, and size the holes just big enough for the insulation to fit. They are spaced about an inch apart. The wire goes through the hole closest to the end, and then back through the other hole in the opposite direction, sticking out about 1/2 inch. On the opposite end of the AZEK I drill a hole just big enough for the rope to pass through. Although I usually tie a bowline in the rope at



that end, Greg suggests that two holes similar to the wire end would work the same with the rope. I haven't tried that yet. One advantage over a porcelain insulator where I always strip and solder the wire, is less chance for exposure to a tree branch from bare wire.

VERTICAL WIRES

I have four wire verticals in my 80M 4 square suspended from trees, and an inverted-L on 160 with 90 ft vertical. All of these have ground radials which I attach to an upside down aluminum cake pan with sheet metal screws around the perimeter. I mount an SO239 in the top of the pan, and another one on the side of the pan. The coax feed goes to the side connector which just connects to the top connector. I use a PL259 for the vertical wire. To keep water from getting into the 259. I put a small rubber grommet in the end of the 259 to keep the wire centered, I push the grommet in about a quarter inch, and I then fill the void above the grommet with a two part epoxy. I like JB Weld epoxy that comes in two separate tubes. You can see my handy jig in the photo.




PL259 before filling with epoxy in my handy third hand jig



24 radials on each 4 sq vertical

SPLICING WITHOUT SOLDER



My 550 ft beverage in the forest needs frequent repair. Some say make it high enough so deer don't get tangled and break it. I never had a break caused by a deer, and no matter how high I might have made it, fallen trees would still break it or pin it to the ground so I would have to cut the wire and splice it back up in the air. SPLIT BOLT CONNECTORS are perfect for making reliable splices. I find that holding one side of the connector with small vice grips while tightening the nut with a wrench works well.

TEMPORARY ROPE SPLICE



There are some situations where the rope isn't quite long enough and you'd like to be able to splice another rope without any knots so it can be pulled through the tree branches without getting stuck. I have found that I can butt the two ropes end to end, and tightly wrap the two with a foot or so of GORILLA tape. The flexible tape splice is so strong you can't pull the ropes apart if you try, but I still wouldn't trust as a permanent splice.

YCCC Cookout

Ken – WO1N

On July 19th, 2025 the YCCC held a cookout at the Southboro Rod and Gun Club. Ken, WO1N chaired a short business meeting (see minutes elsewhere) and then all enjoyed a great cookout put on by the SRG/W1SRG Club members. Over 28 were in attendance.

The W1SRG Club was presented with a \$100 HRO Gift Certificate in appreciation of their generosity. Door prizes handed out included a \$25 DX Engineering GC, a YCCC insulated mug and a YCCC mousepad. After the feast some of us moved up to the air conditioned W1SRG Club station on the top of the hill to share war stories and the like. All in all, a great day.





WPX Zoom Meeting

President Ken WO1N called the meeting to order at 7:31pm on May 21, 2025.

President Ken WO1N then asked for a roll call of the 27 members present.

President Ken WO1N then asked if anyone present wanted to join the YCCC.

KA1API, W2APF and KC1WFT (now WI1U) were welcomed aboard.

President Ken WO1N then led a discussion on plans and operating tips for the upcoming CQWPX CW contest.

Paul K1XM made a motion to adjourn which was seconded by Gerry W1VE.

The meeting was adjourned at 8:19 pm.

Submitted,

Brian Szewczyk NJ1F

YCCC Secretary

Cookout Business Meeting

President Ken WO1N called the meeting to order at 12:45 pm on July 19, 2025 held at the Southboro Rod and Gun Club Pavillion.

President Ken WO1N then asked for a roll call of the 29 members present.

President Ken WO1N introduced Larry AG1C / W1SRG, he welcomed the YCCC members to their club and gave an overview of the Southboro Rod and Gun and Amateur Radio club facilities.

President Ken WO1N thanked Larry and the SRG members for again hosting the Picnic again. Ken presented Larry with a gift certificate in appreciation of them hosting us.

President Ken WO1N asked if there was anyone present who wanted to join the YCCC, there were none.

President Ken WO1N then announced the next meeting is at HamXposition on Saturday August 23, 2025. The meeting will include a short business meeting and presentations by N1PGA and K1KP. The meeting schedule for the upcoming year will be posted on the website.

President Ken WO1N then lead a discussion and explanation of a Club scoring discrepancy brought up by the FRC claiming that the YCCC Club Competition score in the CQWW DX contests for 2013 was incorrect.

It seems that they have a stated goal of claiming the highest CQWW DX Club Score of all time. After our Club Score Keeper, NG1M, looked into the details and the officers discussed his findings, it was agreed to reduce our 2013 CQWW Club total score by 18 million points.

The YCCC still retained highest overall Club score for 2013 even with the reduction. They didn't seem to look at 1999 when the YCCC had a total Club score of 700,296,971 to their 561,848,239.

President Ken WO1N then talked about a change to the by-laws which will increase the dues from \$15 to \$25 per year. A vote was taken which 13 members who had not previously voted at the April meeting approved the motion.

Paul K1XM made a motion suspending the proceedings until we meet again. Seconded by Marty NN1C. The meeting was suspended at 1:19 pm.

Submitted
Brian Szewczyk NJ1F
YCCC Secretary

Directors Meeting

Ken – WO1N

A Directors meeting was held on 08/04/2025 via Zoom. In attendance were Directors WO1N, NJ1F, KQ2M and N2WQ and Club scorekeeper NG1M. The meeting was called to order at 7:30 PM.

WO1N updated the Directors on the status of several issues related to HamXpo including a spending forecast. The Directors voted to fund one of the miniCTU coffee services and make other contributions to the Contest Dinner.

WO1N and KQ2M updated the Directors on the status of the Club budget forecast for FY26. WO1N considers this Constitutional requirement met for the upcoming fiscal year.

WO1N reported the voting for the Constitution update to the yearly membership dues was incomplete. *Editor's Note: later analysis of the requirements show the super quorum requirement had been met and that the change has been passed by the membership.*

Directors were polled for new business and hearing none, the meeting was closed at an unrecorded time.

Director's meeting minutes are provided for informational purposes only and a membership vote is not required.

Plaque Appreciation

Dietmar – DL3DXX

Dear Tom,

Recently I received a big parcel from New England containing both NEQP trophies.

I am very happy not only to receive ONE but this time TWO plaques for the party.

First time ever I got a plaque for a golden log. In Stew Perry distance Challenge they also grant plaques for golden log but I just came close but never made it.

Many thanks to all organizers and sponsors of the party.

The 2025 party is already over now and I took part too.

Will be back for sure next year.

73, Dietmar



Dietmar won the NEQP DX Single Op and Golden log Plaques. The YCCC sponsors the DX Single Op plaque.

YCCC Club Resource Information

DUES AND MEMBERSHIP STUFF Dues for the year are payable as of January 1st. Please note that payment of current dues IS NOT a prerequisite for contributing scores to the Club aggregate but IS required for participation in the Club's e-mail reflector and the Club's awards programs. The YCCC has a multi-tiered membership:

Full Member - \$25 (Available to amateurs residing within the Club territory for all YCCC member benefits and e-mail delivery of the Club newsletter.)

Family Member - \$0 (Grants full membership benefits to all family amateurs residing at one domicile upon payment of one member's "Full Member" annual dues. The Club Newsletter will be sent to the full member's email address.)

Student Member - \$10 (Grants full membership to students at a reduced cost.)

Subscription- \$10 (A "friend of YCCC", not a member, but a possible candidate for future membership and receives club newsletter in e-mail form.)

Former Member - \$0 (A former full member who has moved out of the Club territory may continue to participate in the Club's e-mail reflector and receive the e-mailed newsletter at no cost.)

You can tell if you owe dues by checking the Club roster on the website. (<https://yccc.org/roster/>) A lapsed member can reinstate lost privileges by paying the current year dues. PayPal is preferred to Yankee Clipper Contest Club, Inc. or mail a check made out to the YCCC to the Treasurer, Bob Shohet, KQ2M. **Please include** your callsign, family callsigns, and year(s) being paid. Note: If paying by PayPal; PayPal no longer allows the Club to receive dues from "family or friends" so you will not have that option.

SCUTTLEBUTT ARTICLES should be sent to the Scuttlebutt editor, Editor@yccc.org The deadline for each issue is the 10th of the preceding month or as announced on the YCCC e-mail list.

Scuttlebutt Advertising: Nominal Business Card sized ad, \$50 per year (6 appearances)

CONTEST SCORES should be reported on 3830Scores.com. Additionally, post your scores to the Club Reflector. Include the 3830 Scores formatted output or the output from your favorite contest logger.

BADGES: YCCC badges are available from Tony, K1KP. Send \$3, name and call desired on the badge, and your mailing address to Tony.

YCCC APPAREL & LOGO ITEMS: To be updated at a future date.

QSL CARDS are ordered through Tom, W1TO. To order, complete the QSL form from the YCCC website, send it to W1TO who will verify all information is included and send to UX5UO after resolving any issues. You will receive a proof copy directly from UX5UO. Approve the proof after resolving any issues with UX5UO. Email acceptance to UX5UO with copy to W1TO. Current price is \$45/thousand (matte) and \$49/thousand heavy matte.

Payment to UX5UO representative, KD4POJ at Mr David Lipscomb, KD4POJ, 4201 13th Street NE, Minot, ND, 58703. Email: kd4poj@srt.com

MEMBERSHIP ROSTER is posted on the YCCC website. Updates are published in 'Movers and Shakers' when members move or change callsigns.

Club Reflector: To subscribe, go to <https://groups.io/g/yccc/join> and enter your email address.

WWW HOME PAGE Come visit us at <http://www.yccc.org> Our Webmaster is Mike Gilmer, N2MG.

QSL BUREAU – The W1 QSL BUREAU is sponsored by the YCCC. For more information at: www.w1qsl.org Address: W1 QSL Bureau, PO Box 73, Marlborough, MA 01752-0073. Email address: w1qsl@w1qsl.org